

# Christie Vive Audio

## LA Series

### LA4C line array ceiling loudspeaker



Technical Specifications	Christie LA4C
<b>System type</b>	• Coaxial parabolic ribbon driver line array, 2-way, passive, in a single ported enclosure
<b>Driver components</b>	• 8 x 6" ribbon drivers with Kapton® diaphragm and Neodymium magnets • 8 x 6.5" paper/Kevlar composite mid-bass drivers
<b>Crossover</b>	• Linear phase, passive, symmetric crossover @ 1.5kHz, 24dB/octave
<b>Frequency response<sup>1</sup></b>	• 60Hz-20kHz @ -6dB
<b>Maximum SPL<sup>2</sup></b>	• 130dB (AES) continuous • 142dB peak
<b>System coverage<sup>3</sup></b>	• 120° horizontal dispersion • 100° vertical dispersion
<b>Sensitivity<sup>1</sup>, 1W/1m</b>	• 100dB (200Hz-3kHz)
<b>Power handling<sup>2</sup></b>	• 1000W (AES) continuous • 2000W (IEC) short term
<b>Recommended amplifier power</b>	• 735-1330W (FTC) @ 5 ohms
<b>Rated impedance</b>	• 5 ohms
<b>Input connectors</b>	• Screw terminal barrier strip
<b>Enclosure</b>	• Vented box alignment • 18mm marine plywood • Heavily damped and braced
<b>Mounting options</b>	• Ceiling mounted using 4 x M8 points • Flown using 4 x M10 fly points
<b>Accessories (optional)</b>	• Allen Products MultiMount MM-3RDX-120 (111-684200-01) for ceiling mounting • 1 x Allen Products RK-4C Rigging Kit 4 x Cables (111-685201-01) for flying <sup>4</sup>
<b>Dimensions</b>	• (LxWxH) 14.1 x 10.6 x 48.0" (358 x 268 x 1218mm)
<b>Net weight</b>	• 90lbs (41kg)
<b>Warranty</b>	• Limited 5-year warranty

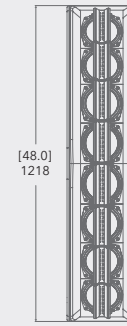
<sup>1</sup> Measured at distances of 4m and 8m in simulated, free field and ground plane conditions. Sensitivity is calculated based on measured SPL response averaged in 200Hz-5kHz range and scaled back to 1m.

<sup>2</sup> AES refers to AES2-2012 standard. IEC refers to IEC 60268-5 standard. Max SPL calculated based on sensitivity and power handling. IEC short-term power tested using IEC pink noise with 9dB crest factor. The crest factor was specifically increased to reflect real-life parameters of digital cinema sound tracks. Maximum peak SPL calculated using peak voltage during IEC short-term power test.

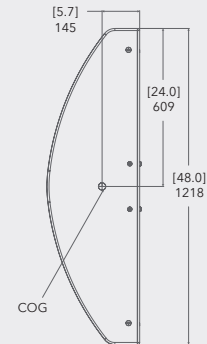
<sup>3</sup> Averaged in 500Hz-16kHz range, at -6dB.

<sup>4</sup> 4 cables required when flown. See User Manual for details.

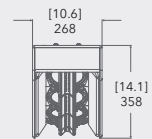
Front view



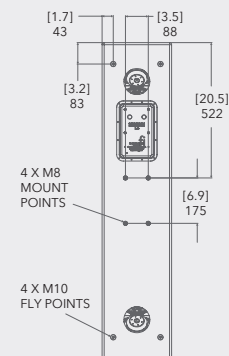
Side view



Top view



Back view



**United Kingdom**  
Branch & EMEA  
Head Office  
ViewPoint  
200 Ashville Way  
Wokingham  
Berkshire, U.K.  
RG41 2PL  
PH: +44 (0) 118 977 8000

**Middle East**  
Light Industrial Unit (LIU-17)  
Nad Al Shibba  
Sheikh Mohammed Bin Zayed Road  
Dubai Silicon Oasis  
PO Box: 293762  
Dubai - U.A.E  
PH: +971 (0) 4 503 6800

**Africa**  
Unit C3  
Northlands Deco Park  
New Market Road  
Northriding  
Randburg  
2164  
Johannesburg  
Gauteng  
South Africa  
PH: +27 71 335 8667

#### Other EMEA offices

**Germany**  
Branch Office  
PH: +49 2161 566 200

**France**  
Branch Office  
PH: +33 (0) 1 41 21 44 04

**Eastern Europe**  
Representative Office  
PH: +36 (0)1 47 48 138

**Spain**  
Branch Office  
PH: +34 91 633 9990

**Italy**  
Independent Sales Consultant Office  
PH: +39 (0) 2 9902 1161

**Russia**  
Independent Sales Consultant Office  
PH: +7 (495) 930-8961



For the most current specification information, please visit [www.christieemea.com](http://www.christieemea.com)

Copyright 2016 Christie Digital Systems USA, Inc. All rights reserved. All brand names and product names are trademarks, registered trademarks or tradenames of their respective holders. Christie Digital Systems Canada Inc.'s management system is registered to ISO 9001 and ISO 14001. Performance specifications are typical. Due to constant research, specifications are subject to change without notice. Printed in Canada on recycled paper. 4241 Mar 16

**CHRISTIE®**