

CHRISTIE®



PROJECTION SELECTION GUIDE

Choosing the technology
behind the experience



TABLE OF CONTENTS

How do you know it's the right projector?	3
Take time to do your homework	4
Let your content guide you	6
Multi-projector systems	7
The bigger picture	8
The price that's right	9
A deeper dive	11
Decoding 1DLP and 3DLP	12
Pixel-shifting technologies	13
Laser projector types explained	14
How important is color fidelity?	17
TAA-compliant products	18
Support and service	19
Finding the right fit	20
It's a big decision. We're here to help!	23

Cover image:
Festa da Luz,
Belo Horizonte, Brazil

Partner: ON
Photo credit: Cadu Passos
& Isis Medeiros

HOW DO YOU KNOW IT'S THE RIGHT PROJECTOR?

Selecting the right projector is a lot like buying a car. You know how much you can spend, what you need it to do, and some of the different models you want to explore. But here's where it gets tricky: once you sift through all the available features and options, which model is the right fit?

The same thinking applies to display technology: how do you choose the right projector when there's so much choice? A great way to get started is to have a firm handle on your "must-haves": the criteria you will use to guide you through the selection process.

What's important to my project?

It all starts with that question. And if you can answer it, you have the information to help you find the right projector for your application or venue. It's the question that helps you determine the right price, right brightness, and right performance for your needs. It helps guide you as you consider different projector models.

You can fine-tune your requirements and narrow down your options when you consider things like the characteristics of the space where your projector will operate and the nature of your content.

There is no one-size-fits-all solution

Every application and every venue is different. That means choosing the right projector comes down to your application, the environment where you plan to use it, and what you're trying to achieve. There's a lot to consider, so let's dive into what you need to know when selecting your next projector.



Known for its impressive size-to-brightness ratio and attractive price point, **Jazz Series** produces high-impact, detailed visuals with up to 23,750 lumens, rich color, and 25,000:1 dynamic contrast.

The **Building Centre**
event space,
London, UK
Partners: AVM and ARC

TAKE TIME TO DO YOUR HOMEWORK

Before you start to talk about all the technology options with a consultant, systems integrator, or do your own research, spend some time looking at the environment you'll use it in.



Korus Series' compact, lightweight design with an optional Z-shaped ultra short throw lens offers complete installation flexibility for large, impactful visuals with minimal throw distance.



Size up your venue. And your audience.
First things first: let's stop and look around your venue.

1. How much ambient light – natural or artificial – is in your space?
2. What are you projecting on – a wall, screen, building, or landmark? What are the dimensions?
3. How big is the room?
4. How far is the projector from the projection surface?
5. What's the viewing distance? Will people be close to the projected image? Or will they sit or stand at a distance?
6. Are there any potential obstructions to the projector's light path?

These factors will help determine your specifications for brightness, resolution, contrast, and lens throw distance. It will also help you determine how many projectors you need and their placement.

For example, the closer your audience is to the display, the higher the resolution you need so the image doesn't appear pixelated. If your space is limited, an ultra short throw (UST) lens is invaluable, as it lets you locate the projector close to the screen and still get a bright, large image. Most Christie® projectors include a UST lens within their lens suite.

[Contact us](#)



Atrium kinetic wall,
Kogakuin University, Japan
Partners: Ushio Lighting Inc., CIMA Co., Ltd., and P.I.C.S. Co., Ltd



Agency, Regeneration:
Black Cinema 1898-1971,
Academy Museum of Motion Pictures, USA
Photo by Joshua White,
JW Pictures / © Academy Museum Foundation



Surreal water feature,
Expo City Dubai, UAE
Partner: WET



Deloitte's Investor Relations and Governance Awards event, Portugal
Partner: Europolco

Size can matter

Size and weight won't trump image quality and functionality, but they can influence your decision. If you need a projector that's easier to move around or you have a space-limited environment, then you may want to consider a smaller, lighter model.

The combination of a compact form factor and the ability to operate your projector in any orientation (not every projector can do that) allows you to locate it precisely where it needs to be for optimal screen coverage and performance.

What about noise?

If your audience is far from the projector, you probably don't need to think too much about the sound level. But what if the projector is close by?

No one wants to distract from the audience's experience or increase the amount of noise already in the room, so the projector's sound level is now part of your decision.

So, what does that mean as you consider noise? 30dBA is considered to be whisper-quiet, while 40dBA is equated to quiet library sounds.

Environmental factors

You know where the audience will be and where the projector needs to go. Now we need to take a look at the environmental factors that can affect your projector.

Will the projector be placed indoors or outdoors?

Do you need to contend with dust, heat, or humidity?

If you face demanding environmental conditions, you may need a projector with a sealed optical path or a dust-resistant optical engine. Even more extreme environments may require an enclosure to ensure optimal and reliable operation.

How robust does your projector need to be?

Next on the list of considerations is how you'll use your projector.

Will it be used rigorously, going from one facility or venue to another?

Do you need to operate it for long run times, maybe even 24/7?

Answering these questions will help determine if you need characteristics like rugged design, high-usage capability, or a longer operational life.

[Contact us](#)

LET YOUR CONTENT GUIDE YOU

Now that you've taken a close look at your environment, your next consideration is your content.

Montreal Museum
of Fine Arts,
Canada
Photo ©
Nicolas Ruel

From the boardroom to the spectacular

Will your content mostly include spreadsheets and presentations? Or will you display colorful, detailed visuals?

The more sophisticated your content, the more important color fidelity is. Look for projectors that have technology that boosts color performance, so it's more balanced, uniform, accurate — and more realistic.

If your application needs the most lifelike, pure, and vibrant onscreen colors, RGB pure laser projection technology has the widest color gamut available. It can reproduce real-world colors and dramatically enhance your audience's visual experience.

Video

Since displaying video is standard these days, a projector's frame rate plays a big role in how dynamic (moving) content looks on screen.

Projectors with frame rates of 60 Hz and above significantly reduce the motion blur that can happen with lower frame rates. Some models offer even higher image quality by projecting native 4K resolution content at 120 Hz or 2K at 240 Hz or 480 Hz.

If you want to display 3D content, higher frame rates of 4K at 60 Hz per eye not only reduce motion blur but also help to make the visual experience more comfortable. This means more sensitive viewers are less likely to experience the nausea or headaches they've had when watching content at lower frame rates.

Contact us

Projection selection guide | 6



MULTI-PROJECTOR SYSTEMS

More projectors, more considerations

Medium and large-scale experiences, complex projection surfaces such as domes and buildings, or obstacles in the light path, often dictate the need for multi-projector arrays.

These arrays are required to get the brightness, resolution, and screen coverage necessary to deliver a quality visual experience.

What are some of the considerations for a multi-projector system? Let's take a look:

- › Who's using the equipment? And how tech-savvy are they?
- › Will the equipment need to be moved often?
- › What is the size and type of your screen or projection surface? Is it flat, curved, a wave, or a dome? Or is it a building or landmark?
- › What type of content will you display?

Depending on your answers to these questions, you may want to look at automated alignment technology.

If you need to move your multi-projector array into a different room before using it or set the projectors up for a live event, built-in warping and blending or stacking capabilities will allow you to adjust



A complimentary download: **Christie® Conductor** is an advanced monitoring and control software solution for Christie M 4K RGB Series, Sapphire® 4K40-RGBH, and Griffyn® Series projectors. [Learn more](#)

the content on the fly so it appears as intended – perfectly aligned and seamless. Most Christie® projectors have **Twist™** built-in, so you can easily map pixels onto any projection surface and maintain proper geometry and accurate pixel-to-pixel alignment. **Christie Mystique™** takes this a step further and automates the warping and blending process. You save hours of painstaking work with just a few mouse clicks: the camera-based software automatically aligns, stacks, and blends multi-projector systems in minutes with consistent accuracy.

Managing a multi-projector system, whether you have five or 250 projectors, can take a lot of time and effort. You can improve your team's productivity with projector monitoring and control software. With this kind of software tool, they can perform repetitive processes, remotely power-up and power-down projectors, and quickly diagnose and resolve issues in real-time, all from one central laptop. As you consider your projector options, check out the various manufacturers to see if they offer this software.

The Wider Earth,
Brisbane, Australia

Partner: Dead
Puppet Society

Photo by
Prudence Upton

Contact us

Projection selection guide | 7



THE BIGGER PICTURE

Power, operational efficiency, and maintenance

Maintaining your investment

The good news? Most commercial projectors on the market today are laser or RGB pure laser, so the need to replace lamps every few thousand hours is officially history!

Beyond replacing parts over time, it's important to compare products to find out how easy it is to perform maintenance tasks without removing the projector from its installation. For instance, will you need to take your projector down to replace a filter, or can you access the filter while your projector is mounted? When you need to run diagnostic tests, will you be able to access controls easily? Is the light source field-replaceable, or will you have to return the projector to the manufacturer? The answers to these questions could be deciding factors in your purchase.

Hidden savings

Price is always a factor, but you also need to consider how much it will cost to run your projector. Determining the operational efficiency of a projector can help you identify potential cost savings.

By calculating power requirements and heat load or energy efficiency, you can begin to determine your infrastructure needs and operating costs, both of which can help offset the purchase price. Because laser and RGB pure laser projectors are much more efficient than traditional lamp-based technology, they cost less to run – something to consider if you want to replace your aging lamp-based equipment!

Al Wasl Plaza,
Expo City Dubai, UAE
Partner: Creative
Technology Middle East

Contact us

Projection selection guide | 8



THE PRICE THAT'S RIGHT

Almost without fail, customers consistently cite cost as a high priority when evaluating projection technology. And while price is important, it's simply the starting point as you narrow down the field.

Finding a projector to fit your budget isn't the hard part. The real challenge is finding a projector that offers everything you're looking for without spending more than you need on unnecessary extras or spending too little and sacrificing benefits.

Does that mean you need a big budget for the best projection option for your project? Sure, a larger budget means you get more bells and whistles, but that may not be what your project needs. There are many 1DLP and 3DLP projection options that offer great image quality, reliable performance, and efficient operation.

Finding a cost-effective, best-fit solution means considering a manufacturer's full range of projection options and looking at where solutions overlap in terms of features. Doing this will help you find the most affordable projector that's also the best value for your dollars.

What's behind the sticker price

Here's a good rule of thumb when shopping for a projector: the higher the brightness, the higher the price. However, a heavy-hitting projector doesn't always come with a hefty price tag. With advancements in laser light sources and DMD technology, 1DLP projectors now deliver higher brightness, improved color accuracy, and stronger contrast from compact, efficient, and attractively priced designs.

It's also important to look for projectors with comprehensive connectivity, integration with third-party systems, and a variety of lens options.

At the higher end of the scale is 3DLP technology. It's designed for higher performance, larger-scale visuals, and more complex or demanding environments, which you'll see reflected in the purchase price. Since 1DLP projectors have fewer digital micromirror devices (DMDs) compared to 3DLP projectors, you'll find this contributes to their lower cost. Learn more about 1DLP and 3DLP and their differences in this guide's "[Decoding 1DLP and 3DLP](#)" section.

Contact us

The value of the brand

When choosing a reliable brand, your top consideration should be how their technology supports successful day-to-day operation, followed closely by the manufacturer's reputation and commitment to service for the life of the projector.

Total cost of ownership

Any discussion about pricing should include total cost of ownership so you get a more comprehensive look at the investment you're making. When you start to factor in performance efficiency, the maintenance schedule, and the cost to replace consumables such as filters, the discussion broadens further.



M 4K RGB Series and **Griffyn Series** RGB pure laser projectors operate for 25,000 hours to 50% brightness when run at maximum power.

Christie 3DLP projectors with RGB pure laser or dual RGB laser/laser phosphor light sources are field-replaceable, allowing you to extend the life of your projector.



If you need a projector that stays on for extensive lengths of time or operates in a high-use, demanding environment, you want a professional-grade projector with advanced electronics and sealed optics. As we mentioned earlier, sealed optics reduce the possibility of dust or fog on the focal plane and minimize maintenance costs for the projector's operational life.

Laser illumination life span

Another consideration for your investment is the projector's lifetime. Laser projectors deliver 20,000 hours of reliable operation before reaching 50% brightness, while the lifespan of RGB pure laser light sources is at least 25% longer. Christie® RGB pure laser projectors, such as the Griffyn® Series and M 4K RGB Series, offer 25,000 hours of optimal performance when run at maximum brightness and 50,000 hours when run at 60% brightness.


Gas

Dust



Warwick Arts Centre,
University of Warwick, UK
Partners: AVM, GVAV

Photo courtesy of
Andy Gray
@ashmorevisuals



A DEEPER DIVE

Yinji Animal
Kingdom, China
Partner: Wincomn
Technology

Decoding 1DLP and 3DLP

DLP (Digital Light Processing) projectors use DLP chips called DMDs (Digital Micromirror Devices) with millions of microscopic reflection mirrors – one for each pixel in an image.

As the name suggests, 1DLP laser projectors use just one DLP® chip (or DMD) and place a rapidly spinning color wheel between the chip and a light source to produce an image. This can also be achieved electronically with LEDs or RGB pure laser as the light source. On the other hand, 3DLP uses one DMD for each primary color of light – red, green, and blue – which are optically converged to produce a single, full-color image.

A DLP projector with WUXGA resolution (1920 pixels wide x 1200 pixels high) would use either one or three DMD chips (1DLP or 3DLP) made up of 1,200 rows of mirrors, with each row containing 1,920 microscopic mirrors. At the other end of the spectrum, a native 4K projector (4096 x 2160 pixels) uses 4,096 rows of mirrors with 2,160 microscopic mirrors.

There's also pixel-shifting technology – but more on that later! 3DLP offers superior image quality, but 1DLP projectors are edging closer and closer to 3DLP performance: their brightness capabilities are increasing, 4K UHD and 4K UHD+ resolution are becoming more common, contrast levels are improving, and color reproduction is getting better and better.

When you see massive projections on the side of a building, lifelike images wrapped onto non-traditional canvases, or large-scale live events, this is most likely 3DLP projection in action. With 3DLP, you also typically have higher frame rate options for superior dynamic image quality. And when it comes to brightness, hue, and saturation, 3DLP is the best in the industry.



The Mysterious Village exhibition

National Folk Museum of Korea, Seoul

Partner: Design Silverfish

Pixel-shifting technologies

A common technology in projection, pixel-shifting is used to enhance image quality and resolution by simulating a higher resolution than the projector's actual native resolution.

It works by rapidly shifting pixels in the projected image by a fraction of a pixel, thus creating "in between" pixel locations in the same positions as the pixels would have been in the target higher resolution image. This process is done at high speed and is imperceptible to the naked eye.

For example, a 1080p projector with pixel-shifting technology can simulate 4K UHD resolution using a 4-way actuator by shifting the pixels in a 2x2 grid pattern, essentially projecting four different 1080p images that are slightly offset from each other to create the appearance of a higher resolution.

The resulting 4K UHD image is visually appealing and detailed, and it frequently satisfies the needs of many applications, but it has a slightly softer appearance than a native 4K image (4096 pixels x 2160 pixels) which provides a higher level of detail and sharpness and a higher pixel density to provide a more lifelike, immersive visual experience.

Dream Island
Paradise, China
Partner: Zhongqing
Yingye Group



^
Using pixel-shifting technology, the Christie® **M 4K25 RGB** projector achieves 4K UHD resolution (3840 x 2160).

>
The **Korus Series, 4K1600-JS, 4K2100-JS, M 4K+15 RGB, and M 4K+25 RGB** achieve 4K UHD+ (3840 x 2400).

Not all pixel-shifting technologies are the same.

[Learn more](#)

Contact us

Laser projector types explained

Laser projectors fall into three categories: laser phosphor (the majority of laser projectors on the market today), RGB pure laser, and a unique dual light source category. Although all use laser diodes as light sources, each processes light in a different way.

Laser phosphor projectors

Powered by advanced, high-efficiency pixel DMD technology, laser phosphor projectors offer a wide range of brightness options, uniting Rec. 709 color, high contrast, and 4K clarity with long-lasting, low-maintenance reliability. Ultra-compact, feature-rich designs maximize installation flexibility in tight spaces and deliver captivating visuals at an accessible price point.

Dual light source projectors

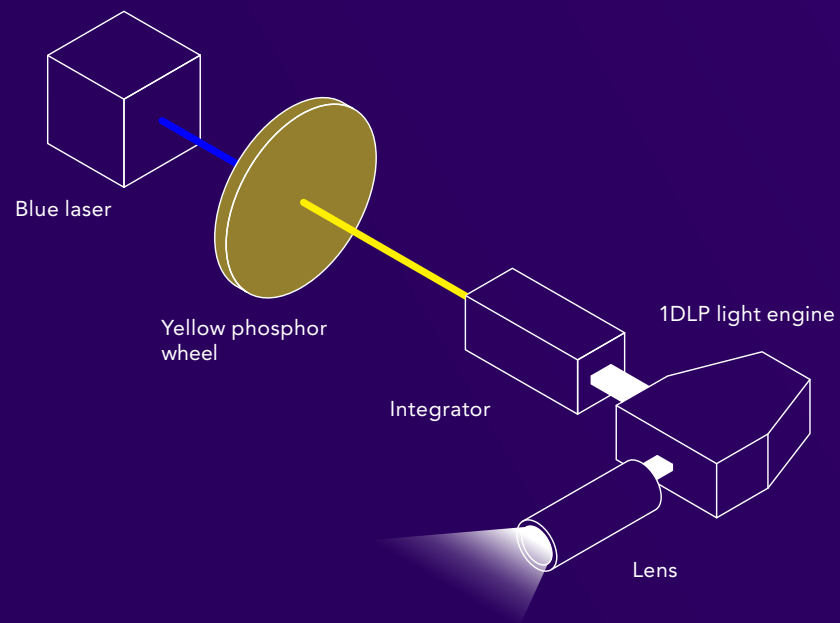
Dual light source projectors have both RGB pure laser and laser phosphor illumination, so they produce a broader spectrum of light, enabling them to deliver Rec. 709 and vibrant P3 color. They offer highly versatile performance, supporting front and rear projection, any 2D application, all active and passive 3D formats, and any screen type.

RGB pure laser projectors

With their unrivaled image quality, stability, and longevity, RGB pure laser projectors are at the pinnacle of projection performance. Not only can they produce Rec. 709 and P3 color, but also Rec. 2020, the widest color gamut of all, resulting in rich, vibrant, true-to-life visuals.

Christie Griffyn® Series RGB pure laser projectors offer stable operation, long service life, energy-efficient performance, and premium color reproduction, with support for Rec. 709, P3, and up to 98% of the Rec. 2020 color space.

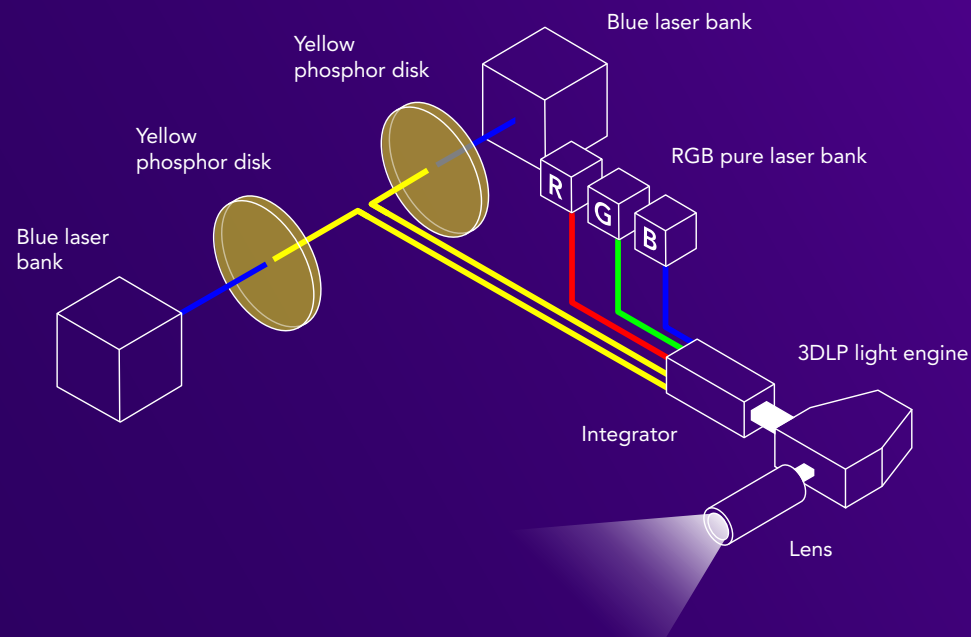




LASER PHOSPHOR

Laser phosphor projectors use blue laser diodes as their primary light source. They shine onto a spinning yellow phosphor wheel. The light emitted from the wheel is separated into red and green, while the blue light passes directly through a segment in the wheel.

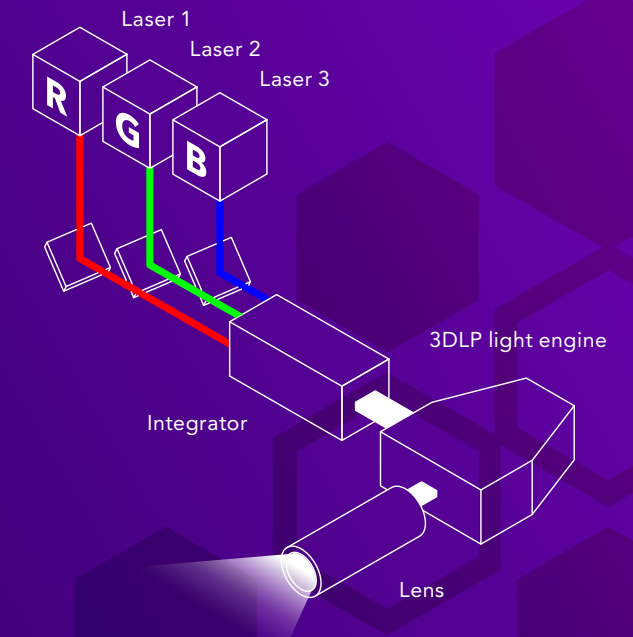
These projectors support Rec. 709 color. Their advanced 0.8" DMD technology has a noticeable impact on image quality. Accelerated color cycling delivers smooth, saturated, rich color, resulting in impressively vibrant visuals.



DUAL LIGHT SOURCE

Dual light source projectors use two laser phosphor light engines and an RGB pure laser illumination system with red, green and blue lasers. The output of these two light sources is combined in the optical system that feeds the integrator rod and the light engine.

This proprietary dual illumination system enables excellent color performance (P3), front and rear projection, compatibility with all screen types, and support for Infitec® color comb 3D.




RGB PURE LASER

RGB pure laser projectors use individual red, green, and blue laser diodes set at specific wavelengths to create pure colors, making it possible to achieve approximately 98% of the Rec. 2020 color space for a more expansive color experience.

High brightness combined with this exceptional color reproduction capability puts RGB pure laser at the pinnacle of projection performance.

Compare Christie projection technologies

	1DLP laser	3DLP dual light source	3DLP RGB pure laser
Brightness range	5,000 to 23,750 ISO lumens	40,950 ISO lumens	15,750 to 50,000 ISO lumens
Light source composition	Laser phosphor with spinning color wheel	Solid-state RGB pure laser combined with dual laser phosphor system	Solid-state RGB (red, green & blue) pure laser
Illumination performance to 50% brightness	20,000 hours	RGB laser light source: 25,000 hours at max brightness Laser phosphor light source: 20,000 hours at max brightness	25,000 hours at max brightness 50,000 hours at 60% brightness
Resolution	WUXGA, 4K UHD+	Native 4K	4K UHD/UHD+, native 4K
Color space	Rec. 709	Rec. 709 and P3	Rec. 709, P3, and Rec. 2020
How do they produce light?	Typical laser projectors have blue laser diodes that shine onto a spinning yellow phosphor-coated wheel. The yellow light emitted is separated into red and green, and the blue light passes directly through a segment in the wheel. The red, green, and blue colors are sent to the DLP® chip, which sends the light through the lens and onto the projection surface.	The dual light source consists of two laser phosphor light engines and an RGB pure laser illumination system with red, green and blue lasers. The output of these two light sources is combined in the optical system that feeds the integrator rod and the light engine.	Red, green, and blue laser diodes operate at specific wavelengths to produce pure colors — making RGB pure laser the only projection technology capable of reproducing approximately 98% of the Rec. 2020 color gamut.



Curiosity Hall,
Da Vinci Science Center
Allentown, USA
Partner and photo credit:
Ideum

HOW IMPORTANT IS COLOR FIDELITY?

Achieving proper color balance for accurate reproduction without sacrificing brightness is the sweet spot of color fidelity.

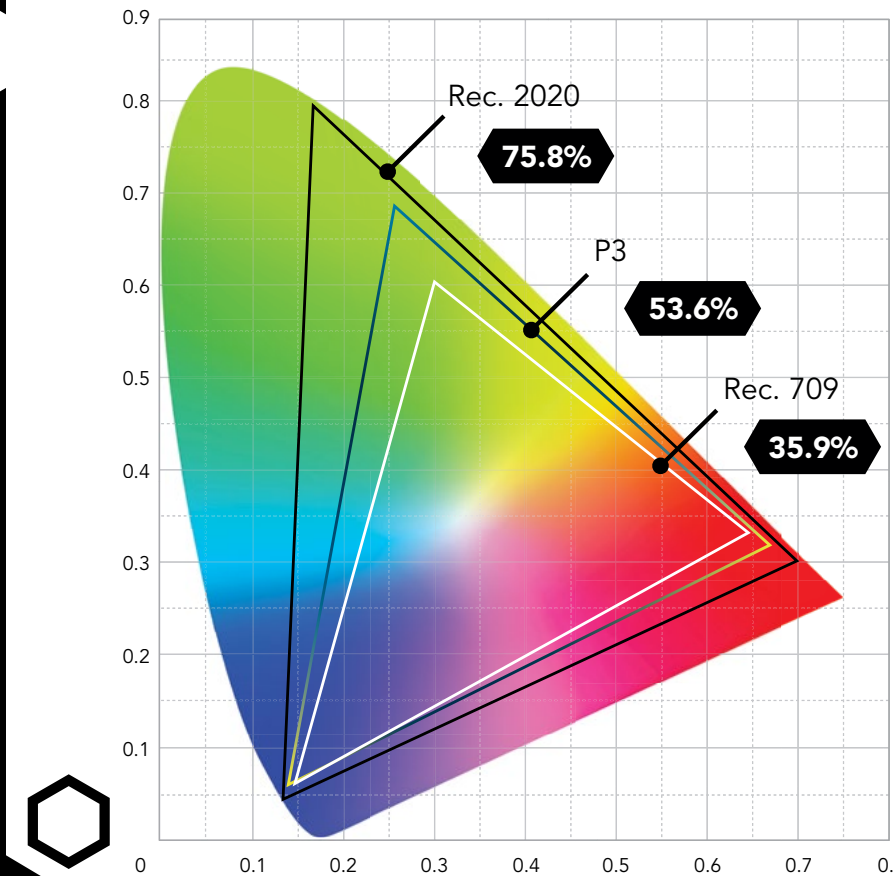
However, not every situation demands the same level of color accuracy. It comes down to your application's subtle nuances and requirements and the content you plan to display. In most cases, the Rec. 709 and P3 color gamuts that laser projectors deliver will likely meet your needs and help make your content look great.

If your goal is to completely immerse your audience in a hyper-realistic experience or you need to perfectly replicate brand or IP (Intellectual Property) colors, RGB pure laser projectors may be what you need.

As the only projection technology that can achieve approximately 98% of Rec. 2020, RGB pure laser blows open the color palette and gives you free rein to bring your vision to life. Rec. 2020 produces 75.8% of all the colors the human eye can see in comparison to P3's 53.6% and Rec 709's 35.9%. In other words, Rec. 2020 offers you more than twice the color of Rec. 709 and 41% more than P3.

Learn about
[Rec. 2020](#)

Want
to explore
more?



Color gamut	Illumination type
Rec. 2020	<ul style="list-style-type: none"> • RGB pure laser – the only projector illumination technology that supports Rec. 2020
P3	<ul style="list-style-type: none"> • Xenon lamps • Dual light source projectors (RGB pure laser and laser phosphor)
Rec. 709 (HDTV)	<ul style="list-style-type: none"> • Mercury lamps • Laser phosphor

A color volume comparison of Rec. 2020, P3, and Rec. 709, and where they fall on the CIE 1931 chart. The CIE 1931 chart represents all the colors humans can see.

NEED TAA-COMPLIANT PRODUCTS?

Make sure the products you're considering check that box and deliver the performance your application requires. Another factor to consider is whether the manufacturer or integrator can provide in-field service and support by certified personnel with security clearances.

[Learn about Christie's TAA-compliant technology and services.](#)

The Naval Academy
Athletic
Association, USA
Partner: Dimensional
Innovations

THE SUPPORT AND **SERVICE YOU NEED**

When you choose a reliable brand, your top consideration should always be the successful day-to-day operation of your equipment. You also want to consider a manufacturer's reputation and commitment to service. You want to know you can count on them for the life of your projector and to ensure you continually deliver the highest quality visual experiences.

Working alongside our extensive global partner network, [Christie® Professional Services](#) has the capabilities to safeguard your investment. They're ready to support you with 24/7 technical support, reliable onsite services, remote monitoring and management, and extended warranty coverage.

AV solutions provider checklist

Besides selecting a manufacturer that offers a wide range of high-performing display and processing products to suit even the most demanding applications, this basic checklist helps you zero in on the right AV solutions provider:

- ✓ Are they familiar with servicing and supporting your type of application?
- ✓ Do they have expertise in fulfilling complex installations?
- ✓ Can they offer a simple and seamless process to cover concept, design, and installation?
- ✓ Can they provide additional tools and software to optimize projector performance?
- ✓ Do they back up their products with responsive customer care, expert technical support, comprehensive warranties, and global professional services?

Whether you're outfitting a single room, an entire facility, or tackling a multi-venue technology rollout, remember to establish your vendor requirements.






Ghostly Manor, at Paultons Park, UK
Partner: Lagotronics Projects
Photo credit: Paultons Park



Chinese tea arts, Science Carnival in Zhangjiawan Design Town, China
Partner: Dicction



Deloitte's Investor Relations and Governance Awards event, Portugal
Partner: Europolco



Museum of Image and Sound of Ceará, Brazil
Partners: Seal Telecom and ALCom Engenharia

FINDING THE **RIGHT FIT**

To find a best-fit solution, considering a manufacturer's full range of projection options and where solutions overlap in terms of features, helps you find the most affordable and best-value option for your dollars and ensure it's the right projector for the job.

When you take the time to formulate what you want to achieve, the characteristics of your environment, your technical requirements, as well as researching products on the market, it pays off every time. Ultimately, the right projector is the projector that's right for your application.

[Contact us](#)

1DLP

AFFORDABILITY NEVER LOOKED THIS BRILLIANT SMALL TO MEDIUM-SCALE

Achieve the ideal balance of performance, affordability, and versatility with compact, lightweight designs that deliver efficient, value-packed power. Enjoy peace of mind with our industry-leading 5-year, 20,000-hour, 1DLP warranty.

THERE'S A
CHRISTIE
PROJECTOR
TO FIT YOUR NEEDS



Captiva DWU500S

5,000 lumens
WUXGA resolution
1DLP | Laser

Large visuals from an ultra-short distance. Reliable, low-maintenance, and long-term performance. Remarkably compact and exceptionally lightweight (13 lbs) design with multiple orientation options for seamless installation in tight spaces. Quiet operation and support for multiple 3D formats.



Inspire Series

7,150–9,600 lumens
4K UHD or WUXGA resolution
1DLP | Laser

Impressive visuals. Reliable 24/7, IP5X dust-resistant, virtually maintenance-free, and long-term, professional-grade performance. Remarkably compact, lightweight (45 lbs), and versatile omnidirectional design for seamless installation in tight spaces. Whisper-quiet operation, built-in warping and blending, support for multiple 3D formats, and features a fixed motorized zoom lens.



GS Series

6,750–4,250 lumens
WUXGA resolution
1DLP | Laser

Reliable 24/7, low-maintenance, and long-term, professional-grade performance. Remarkably compact and lightweight (41.9 lbs), versatile, omnidirectional design for seamless installation in tight spaces. Quiet operation, built-in warping and blending, support for full HD 3D content, and a full motorized lens suite, including an ultra short throw lens.



Korus Series

10,050 and 14,250 lumens
4K UHD+ resolution
0.8" High Efficiency Pixel (HEP) DMD
1DLP | Laser

Captivating 4K visuals. Reliable, low-maintenance, and long-term, high-efficiency pixel performance. Remarkably compact, lightweight (38 lbs), and versatile omnidirectional design for seamless installation in tight spaces. Quiet operation, built-in warping and blending, support for active and passive 3D, comprehensive connectivity, and a full lens suite, including an ultra short throw lens.



Jazz Series

16,600–23,750 lumens
4K UHD+ or WUXGA resolution
0.8" High Efficiency Pixel (HEP) DMD
1DLP | Laser

High-brightness, high-impact, brilliant visuals. Reliable, low-maintenance, and long-term, high-efficiency pixel performance. Remarkably compact, lightweight (65 lbs), and versatile omnidirectional design for seamless installation in tight spaces. Quiet operation, built-in warping and blending, support for active and passive 3D, comprehensive connectivity, and a full lens suite, including two ultra short throw lenses.

Contact us

3DLP

THE ULTIMATE VISUAL EXPERIENCE LARGE-SCALE

From live events and projection mapping spectaculars to sports venues and attractions, the possibilities are limitless with our high-brightness, high-performance projectors.

THERE'S A
CHRISTIE
PROJECTOR
TO FIT YOUR NEEDS

Christie® 3DLP projectors are powered by state-of-the-art TruLife+™ electronics, featuring high-bandwidth processing and advanced connectivity, including quad 12G-SDI with full-size BNCs, HDMI, and DisplayPort inputs.

Omnidirectional design, built-in warping and blending, and electronic color convergence via remote control support installation flexibility and ease of setup. Intelligent motorized lens suites — including ultra short throw — enable motorized zoom and focus as well as horizontal and vertical offset via remote control.

LiteLOC™ maintains color balance and brightness over time regardless of fluctuations in temperature. All models are fully field-serviceable for easy maintenance of the projector and light source. Solid-state illumination with a sealed optical engine ensures stability, long-term reliability, and energy-efficient operation.



M 4K RGB Series

15,750 and 25,300 lumens
4K UHD/4K UHD+ resolution
3DLP | RGB pure laser

High-performance 3DLP projection in an incredibly small and lightweight form factor. Proprietary Precision Pixel-Shifting technology delivers superior 4K UHD/4K UHD+ image quality. Expansive color gamut for more real-world colors; up to ~98% of the Rec. 2020 color space. Compatible with Christie M, J, and Crimson Series lenses. 15,750-lumen model operates at full brightness on 100-120 VAC.



Sapphire 4K40-RGBH

40,950 lumens
Native 4K resolution
3DLP | Dual light source
(RGB pure laser + laser)

Produces a broader spectrum of light than traditional Rec. 709 laser projectors, enabling the wider P3 color gamut. Built for any 2D application and all active and passive 3D formats. All-screen compatibility ensures optimal viewing on standard gain screens, rear-screen projection surfaces, and silver screen 3D. Optional Infitec® color-comb 3D solution for media-based attractions and visualization powerwalls. Compatible with all Christie 4K 3DLP ILS4 lenses.



Griffyn Series

36,500 and 50,000 lumens
Native 4K resolution
3DLP | RGB pure laser

Outstanding high-brightness performance for demanding, large-scale experiences. Premium, highly saturated color — up to ~98% of the Rec. 2020 color space — striking contrast, and incredibly detailed native 4K resolution. Best-in-class energy efficiency minimizes power consumption and lowers operating costs. Compatible with all Christie 4K 3DLP ILS4 lenses.


Contact us



IT'S A **BIG DECISION**

We're here to help!

Choosing the right projector for your application doesn't have to be a daunting task. Contact us, and we'll put you in touch with a Christie® expert who can walk you through the process – from determining all your requirements to helping you find the right projector for the job and for your budget.

[Contact us](#) 

Vision Pavilion,
Expo City Dubai, UAE
Partner: AVI-SPL

CHRISTIE®

christiedigital.com



For the most current specification information, please visit christiedigital.com

Copyright 2026 Christie Digital Systems USA, Inc. All rights reserved. Our centers of excellence for manufacturing in Kitchener, Ontario, Canada and in Shenzhen, China are ISO 9001:2015 Quality Management System-certified. All brand names and product names are trademarks, registered trademarks or tradenames of their respective holders. "Christie" is a trademark of Christie Digital Systems USA, Inc., registered in the United States of America and certain other countries. DLP® and the DLP logo are registered trademarks of Texas Instruments. Performance specifications are typical. Due to constant research, specifications are subject to change without notice.
CD85105-Projection-Selection-Guide-Apr-26-EN

