

Technical Reference

020-102255-02

Christie Link Status System



NOTICES

COPYRIGHT AND TRADEMARKS

Copyright © 2016 Christie Digital Systems USA Inc. All rights reserved.

All brand names and product names are trademarks, registered trademarks or trade names of their respective holders.

GENERAL

Every effort has been made to ensure accuracy, however in some cases changes in the products or availability could occur which may not be reflected in this document. Christie reserves the right to make changes to specifications at any time without notice. Performance specifications are typical, but may vary depending on conditions beyond Christie's control such as maintenance of the product in proper working conditions. Performance specifications are based on information available at the time of printing. Christie makes no warranty of any kind with regard to this material, including, but not limited to, implied warranties of fitness for a particular purpose. Christie will not be liable for errors contained herein or for incidental or consequential damages in connection with the performance or use of this material. Canadian manufacturing facility is ISO 9001 and 14001 certified.

WARRANTY

Products are warranted under Christie's standard limited warranty, the complete details of which are available by contacting your Christie dealer or Christie. In addition to the other limitations that may be specified in Christie's standard limited warranty and, to the extent relevant or applicable to your product, the warranty does not cover:

- a. Problems or damage occurring during shipment, in either direction.
- b. Problems or damage caused by combination of a product with non-Christie equipment, such as distribution systems, cameras, DVD players, etc., or use of a product with any non-Christie interface device.
- c. Problems or damage caused by misuse, improper power source, accident, fire, flood, lightning, earthquake, or other natural disaster.
- d. Problems or damage caused by improper installation/alignment, or by equipment modification, if by other than Christie service personnel or a Christie authorized repair service provider.
- e. Problems or damage caused by use of a product on a motion platform or other movable device where such product has not been designed, modified or approved by Christie for such use.
- f. Except where the product is designed for outdoor use, problems or damage caused by use of the product outdoors unless such product is protected from precipitation or other adverse weather or environmental conditions and the ambient temperature is within the recommended ambient temperature set forth in the specifications for such product.
- g. Defects caused by normal wear and tear or otherwise due to normal aging of a product.

The warranty does not apply to any product where the serial number has been removed or obliterated. The warranty also does not apply to any product sold by a reseller to an end user outside of the country where the reseller is located unless (i) Christie has an office in the country where the end user is located or (ii) the required international warranty fee has been paid.

The warranty does not obligate Christie to provide any on site warranty service at the product site location.

PREVENTATIVE MAINTENANCE

Preventative maintenance is an important part of the continued and proper operation of your product. Please see the Maintenance section for specific maintenance items as they relate to your product. Failure to perform maintenance as required, and in accordance with the maintenance schedule specified by Christie, will void the warranty.


REGULATORY

The product has been tested and found to comply with the limits for a Class A digital device, pursuant to Part 15 of the FCC Rules. These limits are designed to provide reasonable protection against harmful interference when the product is operated in a commercial environment. The product generates, uses, and can radiate radio frequency energy and, if not installed and used in accordance with the instruction manual, may cause harmful interference to radio communications. Operation of the product in a residential area is likely to cause harmful interference in which case the user will be required to correct the interference at the user's own expense.

CAN ICES-3 (A) / NMB-3 (A)

이 기기는 업무용(A급)으로 전자파적합등록을 한 기기이오니 판매자 또는 사용자는 이점을 주의하시기 바라며, 가정 외의 지역에서 사용하는 것을 목적으로 합니다.

ENVIRONMENTAL

The product is designed and manufactured with high-quality materials and components that can be recycled and reused. This symbol  means that electrical and electronic equipment, at their end-of-life, should be disposed of separately from regular waste. Please dispose of the product appropriately and according to local regulations. In the European Union, there are separate collection systems for used electrical and electronic products. Please help us to conserve the environment we live in!

Content

| | |
|---|----------|
| Christie Link status system. | 4 |
| Status system states. | 4 |
| Alarm Group (SST+ALRM?). | 4 |
| Configuration Group (SST+CONF?). | 4 |
| System Group (SST+SYST?). | 5 |
| Signal Group (SST+SIGN?). | 6 |
| Version Group (SST+VERS?). | 7 |
| Temperature Group (SST+TEMP?). | 7 |
| Cooling Group (SST+COOL?). | 8 |
| Serial Group (SST+SERI?). | 8 |

Christie Link status system




This guide contains information about the values and fault conditions that can be reported by the status system on Christie Link devices.

The status system provides an overview of the device at the current point in time. It contains a number of groups, which contain a set of status items. Each status item represents a component or sub-component of the system. Obtain specific details regarding a warning or error for a status item using the log system.

The numbers next to the status items in this guide correspond directly to the status item index within each group.

Status system states

The status system has three states to indicate the health of the device.

| | | |
|---|---------|---|
|  | OK | No known issue |
|  | Warning | A problem with this item should be addressed. |
|  | Error | A problem with this item prevents the device from working correctly or turning on the device. |

Alarm Group (SST+ALRM?)

Displays any status items in the warning or error state. This group contains a dynamic number of status items. If everything in the projector is OK, this group is empty.

Configuration Group (SST+CONF?)






The Configuration Group provides values and fault conditions for configuration-related items in Christie Link.












| # | Status | State | Value | Description |
|---|--------------|---|---------------|--|
| 0 | Device Model |  | Christie Link | Displays the model for the Christie Link device. |

| # | Status | State | Value | Description |
|---|-------------------|--------------------------|------------------|---|
| | | <input type="checkbox"/> | Unknown | Could not retrieve the model information. |
| 1 | Device S/N | <input type="checkbox"/> | <serial number> | Displays the serial number of the device. |
| | | <input type="checkbox"/> | Unknown | The storage device containing the information is inaccessible or the data on the device is corrupted. |
| 3 | Device Build Date | <input type="checkbox"/> | <YYYY>/<MM>/<DD> | Displays the build date of the device. |
| | | <input type="checkbox"/> | Unknown | The storage device containing the information is inaccessible or the data on the device is corrupted. |

System Group (SST+SYST?)





The System Group provides values and fault conditions relating to the system and its health for Christie Link.

| # | Status | State | Value | Description |
|----|--------------------|---|---------------------|--|
| 9 | Built-In Self Test | <input type="checkbox"/> | N/A | The built-in self test has not been executed. |
| | | <input type="checkbox"/> | Passed | The built-in self test completed successfully. |
| | |  | Failed | The built-in self test failed. |
| 10 | System ID Board | <input type="checkbox"/> | OK | The device has been properly detected and initialized. |
| | | <input type="checkbox"/> | Unknown | The status of the device is unknown. |
| | |  | Communication fault | Cannot communicate with the device. |
| | |  | Invalid data | The information on the device is missing or corrupted. |
| 12 | Keypad Display | <input type="checkbox"/> | Auto Detect | Christie Link is attempting to detect the presence of the keypad display device. |
| | | <input type="checkbox"/> | Programming | Programming the device with the correct firmware. |
| | | <input type="checkbox"/> | OK | The device has been properly detected and initialized. |
| | |  | Detection Fault | Cannot detect the keypad display device. |
| | |  | Unexpected Behavior | The device is not responding correctly. |

| # | Status | State | Value | Description |
|----|--------------------|---|----------------------|---|
| | |  | Upgrade Failed | The device failed to upgrade properly. |
| 30 | Main Control Board |  | OK | The main control board has been initialized at least once and is known to be OK. |
| | |  | Unknown | The main control board status is unknown because it has not been powered up yet. |
| | |  | Initialization Fault | The main control board failed to be programmed successfully. |
| 59 | QSFP+ |  | OK | The QSFP+ module has been properly detected, initialized, and the link is up. |
| | |  | Unknown | The status of the QSFP+ module and link is unknown. |
| | |  | Not Present | The QSFP+ module is not installed. |
| | |  | Device Error | The QSFP+ module is not working properly. |
| | |  | Device Error | The QSFP+ module is not working properly and it is required by the current video path configuration. |
| | |  | Link Down | The QSFP+ module is working properly but the link is not detected. |
| | |  | Link Down | The QSFP+ module is working properly but the link is not detected and it is required by the current video path configuration. |

Signal Group (SST+SIGN?)

The Signal Group provides values and fault conditions relating to the video signal status for Christie Link.

| # | Status | State | Value | Description |
|---|---------------------|---|---------------------------------|---|
| 1 | DisplayPort Input 1 |  | No signal | No signal is detected. |
| 2 | HDMI Input 1 |  | <active window> @ <v-sync rate> | Where <active window> : <columns>x<rows> <v-sync rate> : the input frame rate, in Hz (##.##Hz) |
| 3 | DisplayPort Input 2 |  | | |
| 4 | HDMI Input 2 |  | Unavailable | The input is not available. |

Version Group (SST+VERS?)



The Version Group provides values and fault conditions related to software and hardware versions for Christie Link.

| # | Status | State | Value | Description |
|----|-------------------------------|-------|----------------------|--|
| 0 | Main Control Board SW Version | | <version> | Displays the software version running on the controller board. |
| | | | Unknown | Cannot determine the software version information. |
| 1 | Main Control Board HW Version | | <name>.<level>.<mod> | <name> = Short name of the board <level> = Version of the board <mod> = Modification level of the board |
| | | | Detection Fault | Failed to read the board type information. |
| 19 | Keypad Display HW Version | | <name>.<level>.<mod> | <name> = Name of the board (such as IKB) <level> = Hardware version of the board <mod> = Modification level of the board |
| | | | Unknown | The board is not ready yet so the hardware version has not been retrieved. |

Temperature Group (SST+TEMP?)




The Temperature Group provides values and fault conditions for temperature-related items in Christie Link.

| # | Status | State | Value | Description |
|---|--------------------------------|-------|-------------------------------|---|
| 4 | Main Control Board Temperature | | <value> °C | Displays the current temperature of the sensor. |
| | | | Unknown | Temperature reading is unavailable. |
| | | | Communication Fault | Failed to retrieve the temperature from sensor. |
| | | | <value> °C - High Temperature | Temperature is sitting inside warning band. |
| | | | <value> °C - Too Hot | Temperature is exceeding the error threshold. |

| # | Status | State | Value | Description |
|---|--------|---|------------------------------|---|
| | |  | <value> °C - Low Temperature | Temperature is sitting inside warning band. |
| | |  | <value> °C - Too Cold | Temperature is exceeding the error threshold. |


Cooling Group (SST+COOL?)

The Cooling Group provides values and fault conditions related to cooling and fans for Christie Link.

| # | Status | State | Value | Description |
|----|---------------------------|---|-------------------------|--|
| 0 | Intake fan | <input type="checkbox"/> | <tach> RPM | Displays the current tachometer reading. |
| 51 | Main Control Board Blower | <input type="checkbox"/> | Off | Fan is off. |
| | | <input type="checkbox"/> | Unknown | The tachometer reading is unavailable. |
| | |  | <tach> RPM - Low RPM | Fan tachometer reading is lower than the minimum recommended speed. |
| | |  | Off - Overridden | Fan is off. The fan speed has been changed from its default recommended value. |
| | |  | <tach> RPM - Overridden | Fan is on. The fan speed has been changed from its default recommended value. |

Serial Group (SST+SERI?)

The Serial Group provides values and fault conditions related to hardware serial numbers for Christie Link.

| # | Status | State | Value | Description |
|---|------------------------|---|-----------------|---|
| 0 | Main Control Board S/N | <input type="checkbox"/> | <serial number> | Displays the electronic serial number of the board. |
| | |  | Missing S/N | Failed to retrieve the value because the serial number was not programmed into the board correctly. |

Corporate offices

USA – Cypress
ph: 714-236-8610
Canada – Kitchener
ph: 519-744-8005

Consultant offices

Italy
ph: +39 (0) 2 9902 1161

Worldwide offices

Australia
ph: +61 (0) 7 3624 4888
Brazil
ph: +55 (11) 2548 4753
China (Beijing)
ph: +86 10 6561 0240
China (Shanghai)
ph: +86 21 6278 7708

Eastern Europe and
Russian Federation
ph: +36 (0) 1 47 48 100
France
ph: +33 (0) 1 41 21 44 04
Germany
ph: +49 2161 664540

India
ph: +91 (080) 6708 9999
Japan (Tokyo)
ph: 81 3 3599 7481
Korea (Seoul)
ph: +82 2 702 1601
Republic of South Africa
ph: +27 (0)11 510 0094

Singapore
ph: +65 6877-8737
Spain
ph: +34 91 633 9990
United Arab Emirates
ph: +971 4 3206688
United Kingdom
ph: +44 (0) 118 977 8000