

# Christie Apex Series

1.6mm indoor LED tiles – landscape

## Technical specifications

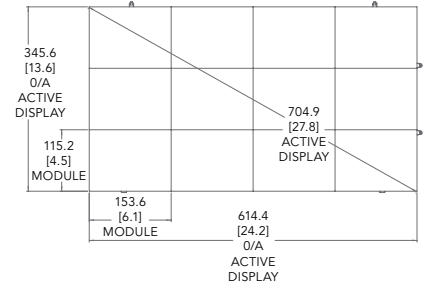
## Christie LED016-A2L

|                    |                                                   |                                                                                                                                                                                                    |                                                   |
|--------------------|---------------------------------------------------|----------------------------------------------------------------------------------------------------------------------------------------------------------------------------------------------------|---------------------------------------------------|
| Display technology | pixel pitch                                       | • 1.6mm                                                                                                                                                                                            |                                                   |
|                    | pixel configuration                               | • 3-in-1 (1R1G1B)                                                                                                                                                                                  |                                                   |
|                    | pixel density                                     | • 390,625 pixels/m <sup>2</sup>                                                                                                                                                                    |                                                   |
|                    | maximum calibrated brightness                     | • 1000 nits (cd/m <sup>2</sup> )                                                                                                                                                                   |                                                   |
|                    | aspect ratio                                      | • 16:9                                                                                                                                                                                             |                                                   |
|                    | contrast ratio (full field)                       | • 5000:1                                                                                                                                                                                           |                                                   |
|                    | viewing angle                                     | • 160° H, 140° V                                                                                                                                                                                   |                                                   |
|                    | refresh rate                                      | • >_3200Hz                                                                                                                                                                                         |                                                   |
|                    | scan rate                                         | • 1/18                                                                                                                                                                                             |                                                   |
|                    | color temperature                                 | • 2700-9600K                                                                                                                                                                                       |                                                   |
|                    | display colors                                    | • 4.398 trillion (14-bit)                                                                                                                                                                          |                                                   |
|                    | Signal                                            | inputs                                                                                                                                                                                             | • HDMI™ (HDCP) • DVI (HDCP) • HDS DI              |
|                    | Power                                             | input rating – remote power supply <sup>1</sup>                                                                                                                                                    | • 100-240 VAC @ 50-60Hz                           |
|                    |                                                   | power consumption per cabinet                                                                                                                                                                      | • 74W typical • 221W maximum                      |
| heat output        |                                                   | • 252 BTU/hr typical • 754 BTU/hr maximum                                                                                                                                                          |                                                   |
| Environment        | operating temperature                             | • 32-104°F (0-40°C)                                                                                                                                                                                |                                                   |
|                    | operating humidity                                | • 10-90% non-condensing                                                                                                                                                                            |                                                   |
|                    | storage temperature                               | • 14 -122°F (-10-50°C)                                                                                                                                                                             |                                                   |
|                    | environment                                       | • Indoor                                                                                                                                                                                           |                                                   |
|                    | IP rating                                         | • 30                                                                                                                                                                                               |                                                   |
|                    | LED lifespan (50% brightness)                     | • 100,000 hrs                                                                                                                                                                                      |                                                   |
|                    | runtime                                           | • 24/7                                                                                                                                                                                             |                                                   |
| Physical           | tile dimensions (installed)                       | • (WxHxD): 24.2 x 13.6 x 3.7" (614.4 x 345.6 x 94.3mm)                                                                                                                                             |                                                   |
|                    | tile area                                         | • 2.29-ft <sup>2</sup> (0.2123m <sup>2</sup> )                                                                                                                                                     |                                                   |
|                    | tile resolution                                   | • 384 x 216 pixels                                                                                                                                                                                 |                                                   |
|                    | tile weight                                       | • 19.8lbs (9.0kg)                                                                                                                                                                                  |                                                   |
|                    | tile array size to achieve 1920 x 1080            | • 5x5                                                                                                                                                                                              |                                                   |
|                    | cabinet design                                    | • Die-cast aluminum                                                                                                                                                                                |                                                   |
|                    | orientation                                       | • Landscape                                                                                                                                                                                        |                                                   |
|                    | service access                                    | • All service from front                                                                                                                                                                           |                                                   |
|                    | module dimensions                                 | • (WxH): 6.1 x 4.5" (153.6 x 115.2mm)                                                                                                                                                              |                                                   |
|                    | module resolution                                 | • 96 x 72 pixels                                                                                                                                                                                   |                                                   |
|                    | installation options                              | • Flat • Concave                                                                                                                                                                                   |                                                   |
|                    | support brackets and blocks                       | • Included                                                                                                                                                                                         |                                                   |
|                    | additional required components                    | • Remote power supply and controller sold separately                                                                                                                                               |                                                   |
|                    | Certifications – current and pending <sup>2</sup> |                                                                                                                                                                                                    | • CE (includes EMC), FCC, CSA (UL60950), RCM, EAC |
| Warranty           |                                                   | • Three years parts and labor limited warranty<br>• Extended warranty option available for a one-time fee at time of purchase<br>• Contact an authorized Christie® representative for full details |                                                   |

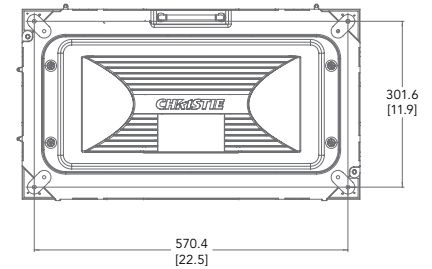
<sup>1</sup> See remote power supply specifications for full details.

<sup>2</sup> Certain of the listed certifications may be pending and not yet issued. For the current status of the listed certifications, please contact an authorized Christie representative.

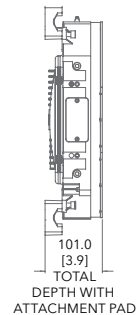
## Front view



## Back view



## Side view



For the most current specification information, please visit [christiedigital.com](http://christiedigital.com)

Copyright 2021 Christie Digital Systems USA, Inc. All rights reserved. All brand names and product names are trademarks, registered trademarks or tradenames of their respective holders. "Christie" is a trademark of Christie Digital Systems USA, Inc., registered in the United States of America and other countries. Performance specifications are typical. Due to constant research, specifications are subject to change without notice.

CD1811\_Christie Apex Series\_LED016\_Mar 2021 EN



**CHRISTIE®**